



**SCHWING  
AMERICA INC.**

## **KVM 34X**

**Truck-mounted concrete pump  
with 4-section placing boom**



## When you need a little bit more... Check out the Schwing 34!

Here is the all-around boom length that serves residential and commercial jobs with maneuverability, easy set-up and plenty of reach to get the job done. Now place at over 110-feet vertically and nearly 100-feet horizontally with 4-section boom flexibility. Of course, all-hydraulic X-style outriggers are the clear choice for stability, speed and operator convenience. Every time-saving performance feature that has been developed over the past twenty years is incorporated into

this pump. From the Generation 3 pump kit to digital proportional boom controls, you have the latest technology with the 34X.

### Generation 3

Schwing proudly offers the concrete pump that will define reliability for the next millennium. Engineering refinements thoroughly tested in the field bring increased performance and smoothness to the pumping process with lower noise levels, higher volume and

higher profits for pump owners. Consistent pumping performance is aided by reliable, all-hydraulic operation and the legendary Schwing Rock Valve™. Not only do you receive world-class performance at up to 170+ yds./hr. output but also the lowest cost per yard expense when you operate with the Generation 3 concrete pump.

Parts, service and an experienced sales staff add so much to the value of your concrete pump.

Only Schwing combines multiple parts stocking locations throughout North America and the most knowledgeable dealer network. Along with our 300,000 square foot manufacturing plant in Minnesota this makes Schwing the unbeatable choice for your long-term future. Look no further - Schwing engineers your success with the latest technology in concrete pumping

**Pipeline brackets are welded on both sides of boom for secure attachment.**

**Common elbows on boom simplify spare parts stocking.**

**Proven large diameter rotary bearing for smooth boom rotation.**

**Electronically driven hydraulic oil cooler.**

**Storage for 150 feet of slickline.**

**Gradual taper from 7" outlet to 5" boom pipe assures smooth concrete flow.**

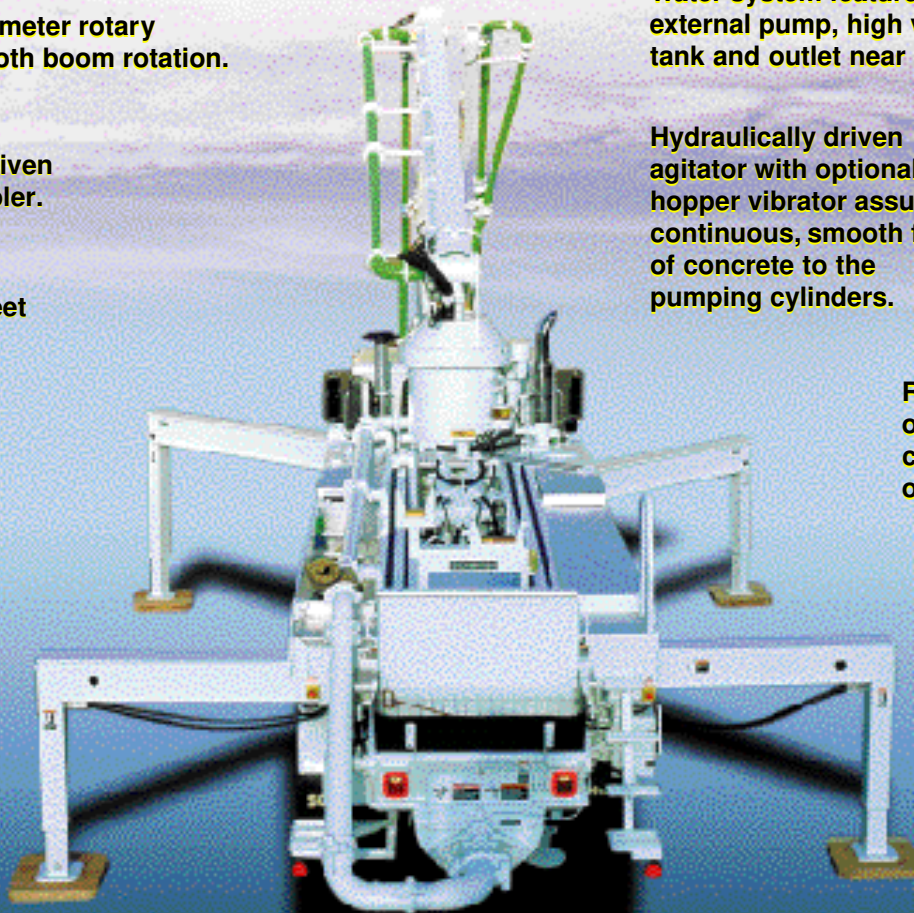
**Four-section overhead Roll & Fold® design allows maximum boom utilization.**


**Manual boom controls near turret for easy access once boom is unfolded.**

**Water system features external pump, high volume tank and outlet near hopper.**

**Hydraulically driven agitator with optional hopper vibrator assures continuous, smooth flow of concrete to the pumping cylinders.**

**Rock Valve™ offers lowest cost per yard operation.**





Pump Kit on 34X	2023-4
Theor. Concrete Output (cu./yds/hr)	170
Max. Pressure on Concrete (psi)	1007
Max. Strokes/Min.	26
Pump Cylinder Diameter (in.)	9
Pump Cylinder Stroke Length (in.)	79
Differential Cylinder Size (in.)	5.1
Max. Aggregate Size (in.)	2.5
Hydraulic System Pressure (psi)	5075

Specifications are subject to change without prior notice

### MADE IN THE U.S.A.

All of SCHWING's pumps and booms are manufactured and tested at our state-of-the art facility in White Bear Lake Minnesota.

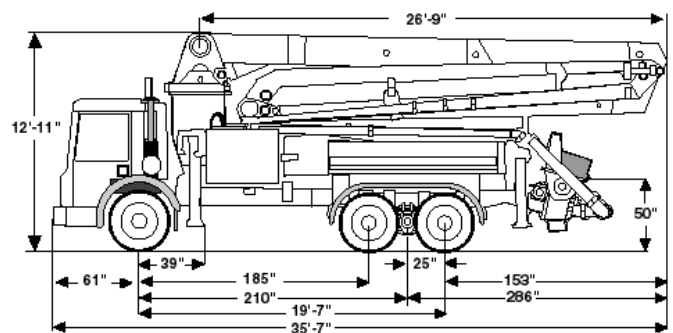
Visit our factory and see why Schwing craftsmanship really matters to your success.



### Boom Specifications

	U.S.	Metric
Pipeline Diameter	5"	125 mm
Vertical Reach	111'-6"	34 m
Net Horizontal Reach	90'	27.5 m
Reach from Slewing Axis	98'-6"	30 m
Minimum Unfolding height	27'-5"	7.8 m
Section Length	First Section	26'-5"
	Second Section	23'-8"
	Third Section	23'-9"
	Fourth Section	24'-7"
Slewing Range	550°	550°
End hose length	12'-6"	4000 mm

Specifications are subject to change without prior notice



# SCHWING AMERICA INC.

5900 Centerville Road  
 St. Paul, MN 55127  
 Tel 651-429-0999  
 Fax 651-429-3464  
 www.schwing.com  
 1-888-SCHWING

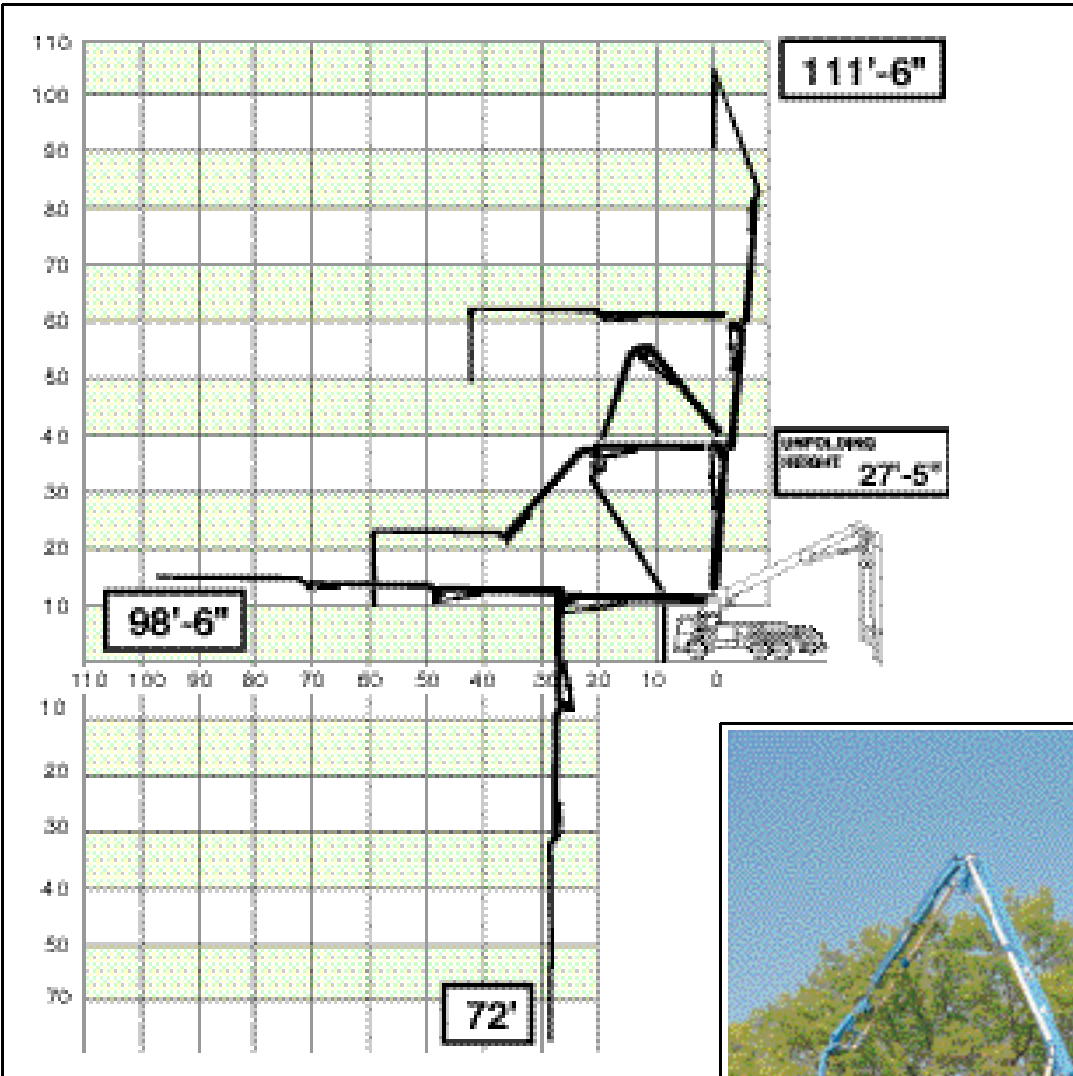
Represented by

 Printed on recycled paper

The Rock Valve™ and Roll and Fold® are registered trademarks of Schwing America.

1/03-3M

# Four-section boom versatility and operator convenience



Use the proven four section **Roll and Fold®** boom to reach in, out, down, over and under. The possibilities are endless and the results impressive when you snake this boom into buildings, under bridges, and into excavations. Low unfolding height allows the boom to be used in enclosed settings.

Fully extended, the 34X pumps out medium rise structures. A boom with this agility performs where no other method of concrete placement can.

The entire pump and boom rides on a rigid torsion subframe. Stability in all boom positions is the result even at maximum output.

Unique "X" style outriggers set-up fast on crowded job sites by telescoping out to provide firm footing.

Maximum stability in the smallest space is provided by the "X" style hydraulic outriggers.

